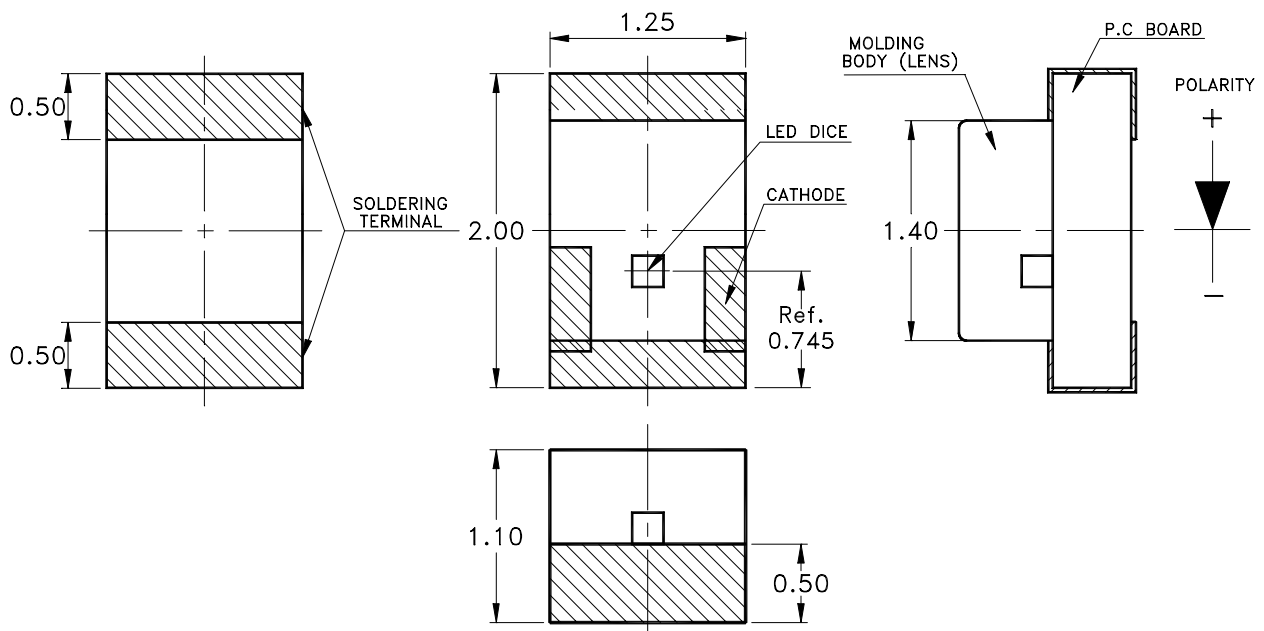


Property of LITE-ON Only

Features

- * Ultra bright AlInGaP Chip LED.
- * Package in 8mm tape on 7" diameter reels.
- * Compatible with automatic placement equipment.
- * Compatible with infrared and vapor phase reflow solder process.
- * EIA STD package.
- * I.C. compatible.

Package Dimensions



Part No.	Lens	Source Color
LTST-C170KEKT	Water Clear	AlInGaP Red

Notes:

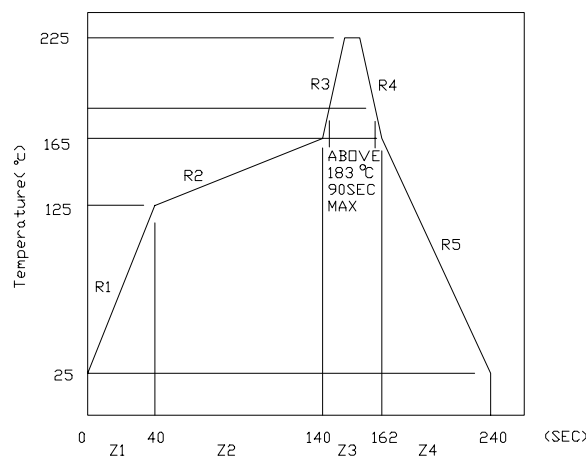
1. All dimensions are in millimeters (inches).
2. Tolerance is ± 0.1 mm (.004") unless otherwise noted.

Property of LITE-ON Only

Absolute Maximum Ratings At Ta=25

Parameter	LTST-C170KEKT	Unit
Power Dissipation	75	mW
Peak Forward Current (1/10 Duty Cycle, 0.1ms Pulse Width)	80	mA
Continuous Forward Current	30	mA
Derating Linear From 25	0.4	mA/
Reverse Voltage	5	V
Operating Temperature Range	-55 to + 85	
Storage Temperature Range	-55 to + 85	
Wave Soldering Condition	260°C For 5 Seconds	
Infrared Soldering Condition	260°C For 5 Seconds	
Vapor Phase Soldering Condition	215°C For 3 Minutes	

Suggest IR Reflow Condition :





LITE-ON TECHNOLOGY CORPORATION

Property of LITE-ON Only

Electrical Optical Characteristics At Ta=25

Parameter	Symbol	Part No. LTST-	Min.	Typ.	Max.	Unit	Test Condition
Luminous Intensity	IV	C170KEKT	10.0	50.0		mcd	IF = 20mA Note 1
Viewing Angle	2 1/2	C170KEKT		130		deg	Note 2 (Fig.6)
Peak Emission Wavelength	Peak	C170KEKT		632		nm	Measurement @Peak (Fig.1)
Dominant Wavelength	d	C170KEKT		624		nm	Note 3
Spectral Line Half-Width		C170KEKT		20		nm	
Forward Voltage	VF	C170KEKT		2.0	2.4	V	IF = 20mA
Reverse Current	IR	C170KEKT			100	μ A	VR = 5V
Capacitance	C	C170KEKT		40		PF	VF = 0 f = 1MHZ

- Notes: 1. Luminous intensity is measured with a light sensor and filter combination that approximates the CIE eye-response curve.
2. 1/2 is the off-axis angle at which the luminous intensity is half the axial luminous intensity.
3. The dominant wavelength, d is derived from the CIE chromaticity diagram and represents the single wavelength which defines the color of the device.



LITE-ON TECHNOLOGY CORPORATION

Property of LITE-ON Only

Bin Code List

Luminous Intensity		Unit : mcd @20mA
Bin Code	Min.	Max.
L	10.0	20.0
M	16.0	32.0
N	25.0	50.0
P	40.0	80.0
Q	63.0	125.0
R	100.0	200.0

Property of LITE-ON Only

Typical Electrical / Optical Characteristics Curves

(25 Ambient Temperature Unless Otherwise Noted)

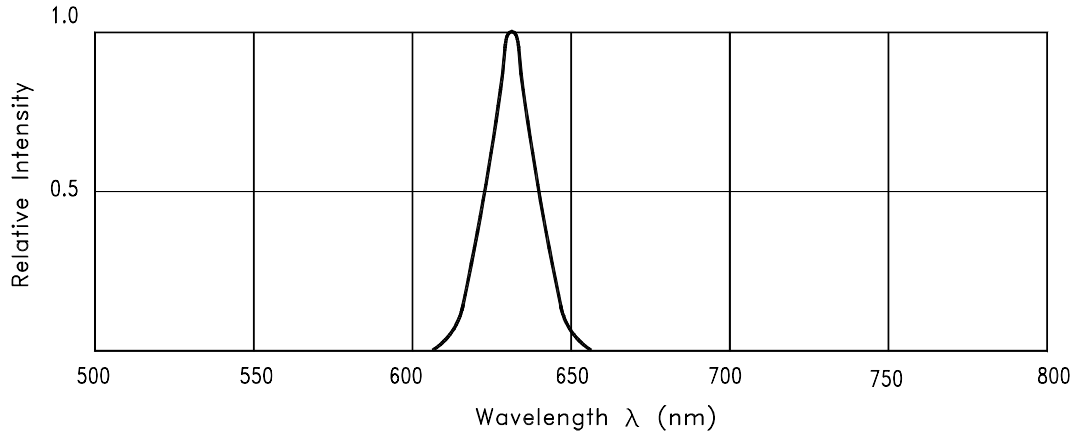


Fig.1 RELATIVE INTENSITY VS. WAVELENGTH

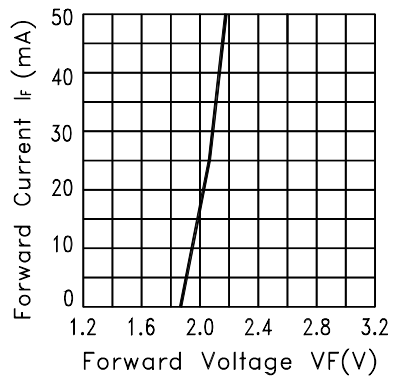


Fig.2 FORWARD CURRENT VS. FORWARD VOLTAGE

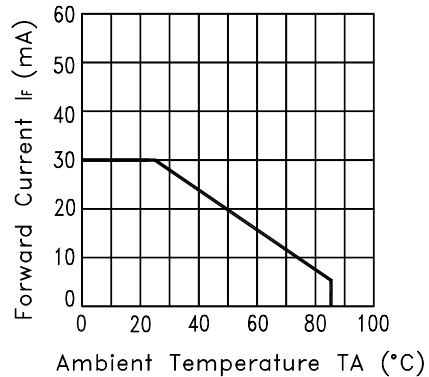


Fig.3 FORWARD CURRENT DERATING CURVE

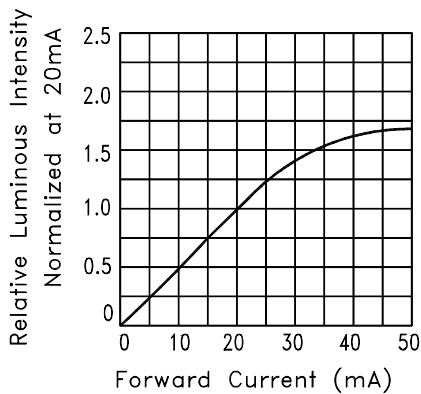


Fig.4 RELATIVE LUMINOUS INTENSITY VS. FORWARD CURRENT

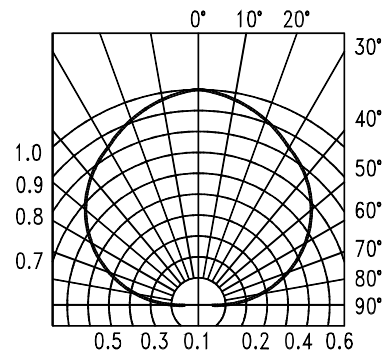


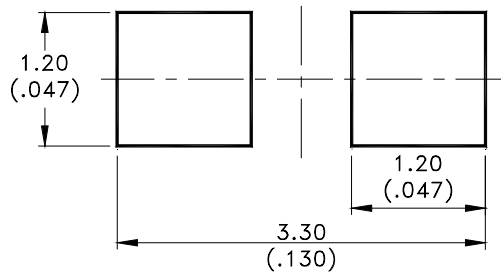
Fig.6 SPATIAL DISTRIBUTION

Property of LITE-ON Only

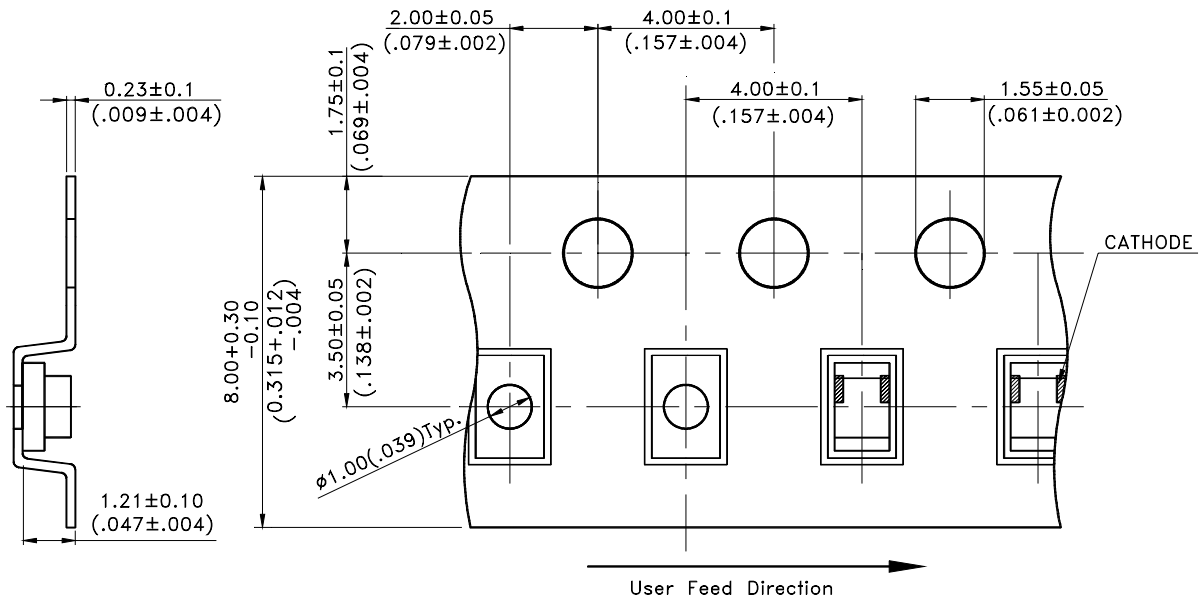
Cleaning

Do not use unspecified chemical liquid to clean LED they could harm the package.
 If clean is necessary, immerse the LED in ethyl alcohol or in isopropyl alcohol at normal temperature for less one minute.

Suggest Soldering Pad Dimensions



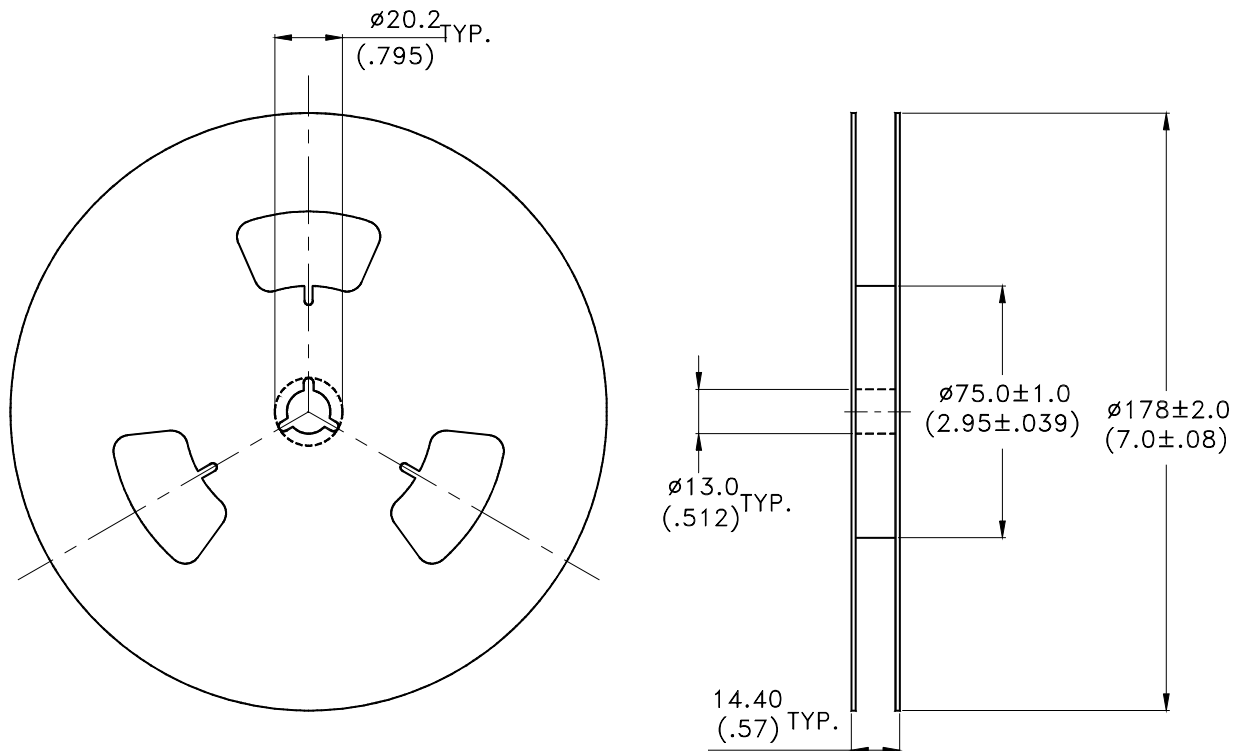
Package Dimensions Of Tape And Reel



Notes:

1. All dimensions are in millimeters (inches).

Property of LITE-ON Only



Notes:

1. Empty component pockets sealed with top cover tape.
2. 7 inch reel- 3000 pieces per reel.
3. The maximum number of consecutive missing lamps is two.
4. In accordance with ANSI/EIA 481-1-A-1994 specifications.